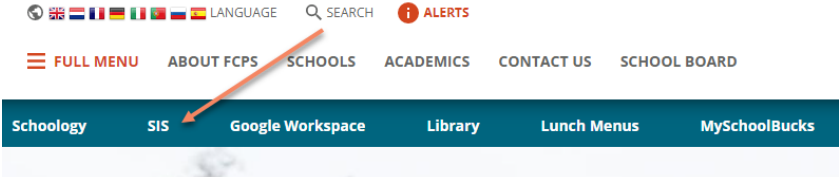
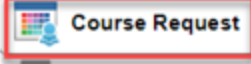
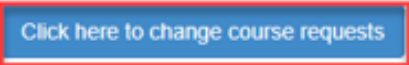
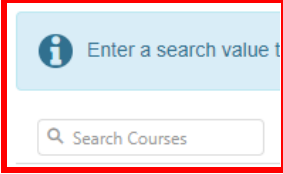
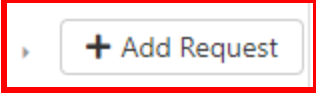
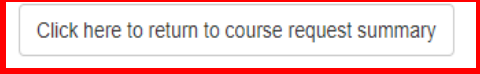
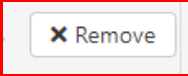
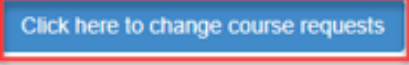
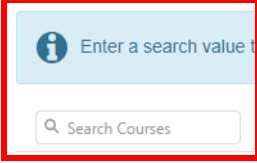
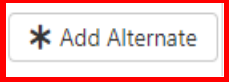
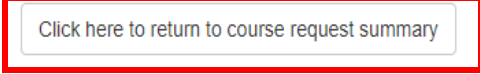


Directions for entering course requests in SIS StudentVUE

Use the 7th grade Course Selection Sheet when entering the 6-digit course ID# into SIS StudentVUE. Requests must be entered by February 24th.

<p>Log on to SIS StudentVUE -Go to FCPS.edu or your school website and Click SIS Enter username (student ID) & password</p>	<p>USE CHROME</p> 
<p>Course Requests In this section, you will enter/change</p> <ul style="list-style-type: none"> - Your math course - Your top choice electives <p>Elective options -2 year long -1 year long & 2 semester -4 semester</p>	<ol style="list-style-type: none"> 1. On the left side bar, select  2. To enter course requests, click:  3. SCROLL DOWN 4. Search for each course here, then select “add request”   5. SAVE your selections by clicking  To remove a course click the “X” 
<p>Alternate Elective Requests <i>(All students will enter 4 alternate electives)</i></p> <p>Alternate courses must be added in preferential order</p>	<ol style="list-style-type: none"> 1. To enter elective alternate requests click:  2. Enter in Preference Order 3. Search for each course here  4. To select click “Add Alternate”  5. SAVE your selections by clicking 
<p>Completed</p>	<p>Your completed requests should include:</p> <ul style="list-style-type: none"> ● Your math course ● Electives in one of the following sequences <ul style="list-style-type: none"> ○ 2 if both are year long electives ○ 3 if 1 is year long & 2 are semester electives ○ 4 if all are semester electives <p>AND 4 Alternate Electives</p> <p>We will automatically add English, Science, History, and PE for you.</p>